

Kima Floor Mounting

Special mounting tape for Kima heating cables; Kima Green, Kima GG10 and Kima Turquoise. Kima mounting makes the installation of heating cables very simple and flexible.

Specifications:

- Double sticking tape width 50 mm and length 25 m for basic lay out of floor heating cables (illustr. 1).
- Fixing tape width 15 mm length 25 m for final fixing of floor heating cables (illustr. 2 and 3).
- Special glue compatible to the outer sheath of the heating cable.

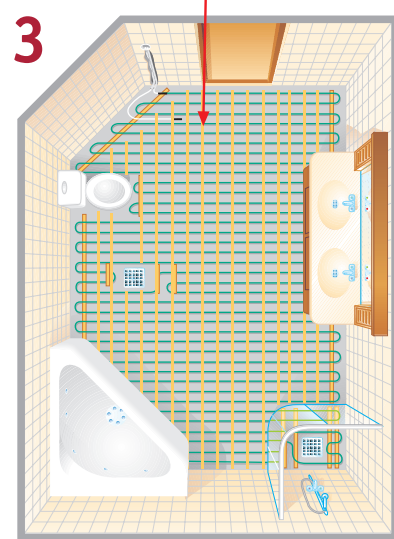
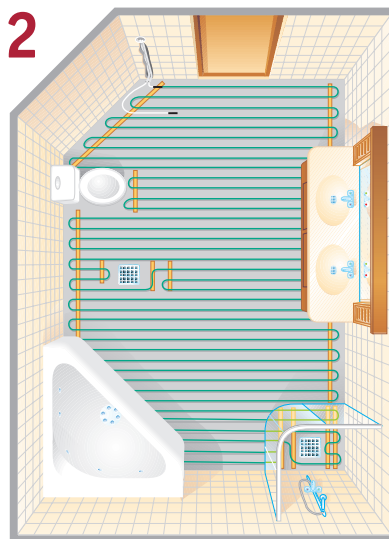
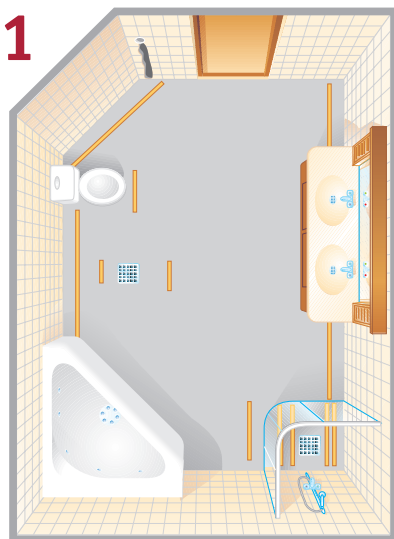
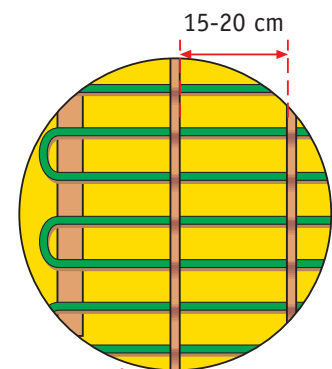
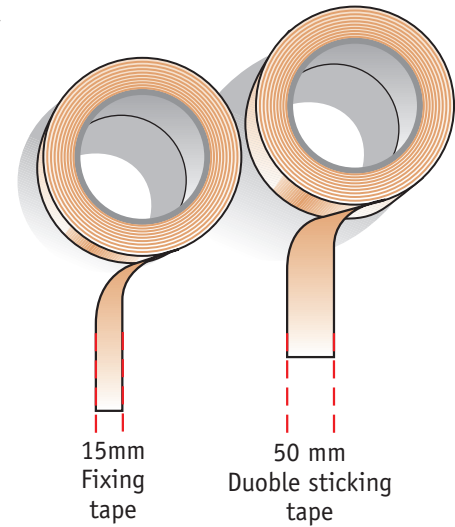
Packages:

1x50 mm + 2x15 mm tape per package



How to do it!

1. Put the 50 mm tape along walls, around gutters and other permanent items (illustr.1).
2. Lay out the heating cable in accordance with the instruction by pressing it to the double sticking tape. This method makes it very easy to correct the cable distances if necessary.
3. Use the fixing tape for final fixing when you have finished the basic lay out of the heating cable (illustr. 2 and 3).
4. Cover the heating cable with compound or adhesive in accordance with the instruction.



Part no.	Ean no.	Product type
E 89 877 19	7331002908043	Fixing tape 2 x15 mm/ 25 m
E 89 877 20	7331002908050	Double sticking tape 1 x 50 mm/ 25 m

KIMA Heating Cable AB • Box 2024, SE-281 02 Hässleholm • Tel +46 451 38 30 60



www.kima.se